

USAG/ Nor Cal Level 3 South

Meet Results





Nov 21-22, 2015

Page: 1
Printed: 11/21/2015 3:56 PM

Women / 3 / Ch E

Session: 2

Judge's Signatures

Rank	Num	Name	Gym					AA
1	260	Megan Aamold	West Valley	9.575 5	9.175 1	9.175 1T	9.425 2	37.350 1
2	257	Hannah Penberthy	V-Force	9.600 4	9.125 3	9.150 3	9.450 1	37.325 2
3	261	Caylin Jansse-Peralta	West Valley	9.625 3	9.150 2	9.100 4	9.350 5	37.225 3
4	202	Ava Wang	Airborne	10.000 1	8.600 7	9.000 5	9.375 3T	36.975 4
5	235	Julia Snodgrass	GymStars-Modesto	9.550 6	8.700 6	8.925 7	9.375 3T	36.550 5
6	242	Cambria Lee	Pacific West	9.800 2	8.550 8	8.950 6	9.125 9T	36.425 6
7	201	Addison Malue	Airborne	9.500 7	8.775 5	8.575 10	9.225 6T	36.075 7
8	244	Siana Stephens	Peninsula	9.100 8	8.950 4	8.750 9	9.100 11	35.900 8
9	243	Sophia Hsu	Peninsula	8.800 14	8.200 13	9.175 1T	9.225 6T	35.400 9
10	241	Amber Kane	Monterey	9.000 11T	8.425 9T	8.800 8	9.000 12	35.225 10
11	249	Anna Walker-Edwards	Santa Cruz	9.050 10	8.425 9T	8.400 12	9.225 6T	35.100 11
12	234	Kimiko Ramirez	GymStars-Modesto	9.075 9	8.225 11T	8.550 11	9.125 9T	34.975 12
13	215	Jalyn Youngsma	CCGI	9.000 11T	8.225 11T	7.850 14	8.925 13T	34.000 13
14	228	Brooklyn Crompton	Elite	8.875 13	7.300 14	7.900 13	8.925 13T	33.000 14
15	219	Nicolette Cetani	CSC - Great Oaks	8.775 15	7.200 15	7.450 15	7.950 15	31.375 15

USAG/ Nor Cal Level 3 South

Meet Results





Nov 21-22, 2015

Page: 1
Printed: 11/21/2015 3:56 PM

Women / 3 / Ch F

Session: 2

Judge's Signatures

Rank	Num	Name	Gym					AA
1	258	Ava Bushnell	V-Force	9.800 1	8.925 6	9.425 1	9.500 1	37.650 1
2	227	Lindsey Van Duren	Central Coast	9.500 5	9.325 1	9.400 2	9.400 2T	37.625 2
3	203	Keira Lin	Airborne	9.525 4	9.025 4	9.125 3	9.250 5	36.925 3
4	245	Ava Goh	Peninsula	9.750 2	9.225 2	8.500 10T	9.400 2T	36.875 4
5	236	Taylor Hayes	Gymnastics Beat	9.600 3	8.825 7	9.075 4T	9.275 4	36.775 5
6	216	Moca Takahashi	CSC - Cambrianna	9.400 7T	8.800 8	8.875 8	9.175 6T	36.250 6
7	204	Ilona Purnama	Airborne	9.000 12T	9.050 3	9.025 6T	9.100 8	36.175 7
8	250	Deanna Zarkova	Top Flight	9.075 11	8.600 9	9.075 4T	9.050 10T	35.800 8
9	246	Annabelle Williams	Peninsula	9.375 9	8.250 13	9.025 6T	9.050 10T	35.700 9
10	329	Jada Yapp	GymStars-Modesto	9.100 10	8.950 5	8.300 12	9.175 6T	35.525 10
11	220	Eva Esrey	CSC - Great Oaks	9.000 12T	8.350 11	8.500 10T	9.075 9	34.925 11
12	229	Rylee Eastin	Elite	9.475 6	8.000 14	8.700 9	8.650 15	34.825 12
13	262	Genevieve Sharp	West Valley	9.400 7T	8.500 10	7.600 16	8.950 13	34.450 13
14	256	Peyton McGee	United	8.900 14T	8.325 12	8.050 15	9.050 10T	34.325 14
15	238	Amelia Lara	Gymnastics Unltd	8.650 16	7.725 16	8.250 13	8.925 14	33.550 15
16	237	Sydney Max	Gymnastics Unltd	8.900 14T	7.750 15	8.175 14	8.175 16	33.000 16

USAG/ Nor Cal Level 3 South

Meet Results





Nov 21-22, 2015

Page: 1
Printed: 11/21/2015 3:56 PM

Women / 3 / Ch G

Session: 2

Judge's Signatures

Rank	Num	Name	Gym					AA
1	253	Saydee Blandini	Twisters	9.525 6	9.300 2	9.625 1	9.375 2	37.825 1
2	259	Kate Johnson	V-Force	9.550 5	9.100 3	9.475 2T	9.300 3	37.425 2
3	230	Samantha Villasin	Elite	9.575 4	9.325 1	8.875 5T	9.450 1	37.225 3
4	208	Isabela Serrano	Bay Aerials	9.500 7T	9.025 4	8.725 8T	9.225 6T	36.475 4
5T	231	Maya Jacobson	Gold Star	9.725 1	8.625 7	8.800 7	9.025 11	36.175 5T
5T	210	Kristina Petrulakis	Bay Island	9.300 12	8.725 6	8.975 4	9.175 8	36.175 5T
7	207	Marisa Park	Apex	8.650 16	8.525 8	9.475 2T	9.250 5	35.900 7
8	214	Kayla Kronthal	Bayshore Elite	9.500 7T	8.275 10T	8.725 8T	9.275 4	35.775 8
9	224	Hayley Speed	CSC - Race	9.475 9	8.950 5	8.550 11	8.725 14T	35.700 9
10	239	Isis Cosio	Gymnastics Unltd	9.425 10	8.275 10T	8.875 5T	8.925 12	35.500 10
11	213	Katelyn Fung	Bayshore Elite	9.650 2	8.425 9	8.275 14	9.125 10	35.475 11
12	251	Jordyn Yamaguchi	Top Flight	9.625 3	8.000 14	8.425 12	9.150 9	35.200 12
13	211	McKenna Keinath	Bay Island	9.400 11	7.300 16	8.375 13	9.225 6T	34.300 13
14	222	Amelia Leson	CSC - Great Oaks	9.025 13	8.150 13	8.625 10	8.375 16	34.175 14
15	263	Isabella Castagnet	Clovis	8.850 14	7.850 15	8.050 15	8.725 14T	33.475 15
16	221	Ashlyn Jones	CSC - Great Oaks	8.750 15	8.250 12	7.550 16	8.900 13	33.450 16

USAG/ Nor Cal Level 3 South

Meet Results

Nov 21-22, 2015





Page: 1

Printed: 11/21/2015 3:57 PM

Women / 3 / Ch H

Session: 2

Judge's Signatures

Rank	Num	Name	Gym					AA
1	232	Paige Leone	Gold Star	9.650 2	9.200 3	9.075 5T	9.475 1	37.400 1
2	205	Chiara Bonomi	Airborne	9.425 8	9.400 1	9.175 3	9.250 6	37.250 2
3	209	Candice Au	Bay Aerials	9.675 1	9.000 6	9.075 5T	9.425 2	37.175 3
4	223	Sasha Fujisaka	CSC - Great Oaks	9.500 6	9.125 4	9.275 2	9.150 8	37.050 4
5	225	Grace Neri	CSC - Race	9.550 5	9.075 5	9.000 7	9.325 3T	36.950 5
6	226	Emily Newell	CSC - Race	9.475 7	8.675 9	9.450 1	9.225 7	36.825 6
7	206	Mya Jones	Airborne	9.625 3	8.925 7	9.100 4	9.100 9	36.750 7
8	240	Eliza Marquez	Gymnastics Unltd	9.600 4	8.650 10	8.675 10	9.275 5	36.200 8
9	217	Ava Bryan	CSC - Cambrianna	9.000 12T	9.275 2	8.850 8	9.050 10T	36.175 9
10	247	Madison Collum	Peninsula	9.375 9	8.575 11T	8.600 11	9.325 3T	35.875 10
11	218	Sophie Schwarz	CSC - Cambrianna	9.000 12T	8.875 8	8.550 12	9.025 12	35.450 11
12	254	Haley Hirsch	Twisters	9.050 11	8.575 11T	8.525 13	8.775 13	34.925 12
13	252	Gabriela Ruseva	Top Flight	9.075 10	8.250 14	8.250 14	9.050 10T	34.625 13
14	233	Elsa Skousen	Gold Star	8.950 14	7.900 15	8.825 9	8.725 14	34.400 14
15	248	Maura Guzzi	Rising Star	8.700 15	8.350 13	8.225 15	8.625 15	33.900 15