

USAG/ Nor Cal Level 3 South

Meet Results





Nov 21-22, 2015

Page: 1
Printed: 11/21/2015 8:03 PM

Women / 3 / Jr B

Session: 3

Judge's Signatures

Rank	Num	Name	Gym					AA
1	310	Lauren Zamiska	Bayshore Elite	9.800 1	9.275 5	9.500 1	9.675 1	38.250 1
2	303	Guilianna Fiorillo	Airborne	9.525 3	9.525 1	9.375 3	9.425 5T	37.850 2
3	306	Elizabeth Long	Bay Island	9.675 2	9.075 8	9.425 2	9.550 2	37.725 3
4	340	Adelyn Sanderville	Peninsula	9.500 4	9.325 4	9.275 5	9.450 4	37.550 4
5	318	Paige Wheeler	CSC - Race	9.450 5	8.850 13	9.300 4	9.475 3	37.075 5
6	361	Addison Gesicki	West Valley	9.325 7	9.500 2	8.725 10	9.425 5T	36.975 6
7	328	Skylar Leung	Gold Star	9.300 8	9.150 6T	9.175 6	9.300 8	36.925 7
8	307	Theone Martin	Bay Island	9.225 9T	8.975 9	8.975 7T	9.250 9T	36.425 8
9	317	Madison Damey	CSC - Great Oaks	9.375 6	9.350 3	8.550 14	8.800 15	36.075 9
10	341	Katie Young	Peninsula	9.175 11	9.150 6T	8.750 9	8.825 13T	35.900 10
11	363	Nina Jackson	West Valley	9.125 12	8.950 10	8.450 15	9.325 7	35.850 11
12	325	Emma Beck	Elite	9.100 13T	8.875 12	8.600 12T	9.250 9T	35.825 12
13	362	Adelyn Capone	West Valley	8.750 15	8.925 11	8.975 7T	9.000 11	35.650 13
14	315	Daniella Yaniv	CSC - Cambrianna	9.225 9T	8.400 14	8.700 11	8.825 13T	35.150 14
15	330	Calleigh Tivel	Gymnastics Unltd	9.100 13T	7.825 16	8.425 16	8.950 12	34.300 15
16	331	Chloe Hatchell	Gymnastics Unltd	8.225 16	8.150 15	8.600 12T	8.200 16	33.175 16