





2014 North SCVAL JV League Finals

Team Results

Women / JV
Session: JV

May 7, 2014

Rank	Gym	Team	Score				
1	Lowell High	*	181.800	44.750 1	46.600 1	43.950 1	46.500 1
	413	Kristina Sshagane		9.250	9.500	9.100	9.400
	402	Kate Brookner		8.950		8.900	
	410	Anya Jensen		8.900		8.950	
	412	Michelle Lu		8.850	9.300		
	414	Samantha Wong		8.800	9.200	8.500	9.650
	411	Sheridan Louie			9.400	8.500	
	404	Adrienne Cho			9.200		9.200
	408	Nora Hazenbos					9.150
	405	Sarah Chou					9.100
2	Half Moon Bay High	*	170.600	42.650 2	40.500 2	42.600 2	44.850 2
	201	Megan Boling		8.950	9.000	9.300	9.350
	205	Lilly Mell		8.700	9.100	8.050	8.750
	207	Julia Neal		8.600		8.550	9.100
	212	Sasha Takata		8.300	7.100	8.800	9.150
	206	Valerie Miramontes		8.100			
	211	Natalie Simrock			7.800	7.900	8.500
	204	Remi McMullen			7.500		
3	Tracy High School	*	95.600	24.900 3T	20.300 4	24.600 3	25.800 3
	502	Emily Vazquez		9.050	8.800	8.800	9.200
	501	Ankita Lakhotia		8.150	6.500	8.200	8.250
	503	Kaitlyn Wallace		7.700	5.000	7.600	8.350
4	Burlingame High	*	94.250	24.900 3T	22.400 3	21.650 4	25.300 4
	101	Andrea Leyva		8.400	7.800	7.250	8.050
	102	Monica Millett		8.350	7.400	7.000	8.400
	103	Rachel Solomon		8.150	7.200	7.400	8.850
5	Kimball High School	*	34.650	8.750 5	8.500 5	8.350 5	9.050 5
	301	Rachel Minten		8.750	8.500	8.350	9.050